

技术手册

Product Technical Manual



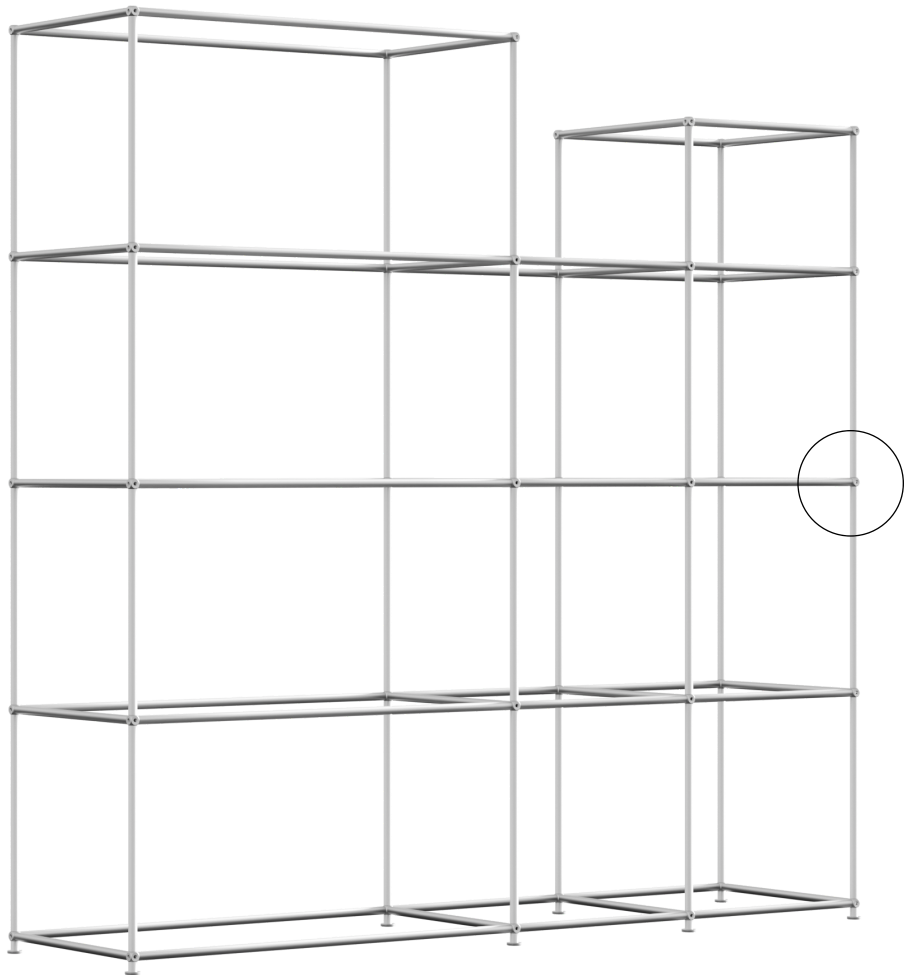
/ 您的模块化家具与空间解决方案

modular furniture&space solution

At Acroplay, we're not just furniture manufacturers; we're creators of transformative spaces. We understand the power of environment — how it shapes experiences, influences behaviors, and drives success. That's why we're passionate about crafting modular furniture solutions that reimagine spaces and elevate experiences.

We're on a mission to revolutionize the way you think about furniture. By harnessing the principles of modularity, innovation, and design excellence, we empower businesses to unleash their full potential. Whether you're a burgeoning startup, a thriving coffee shop, or a bustling office, Acroplay is here to fuel your growth and inspire your vision.

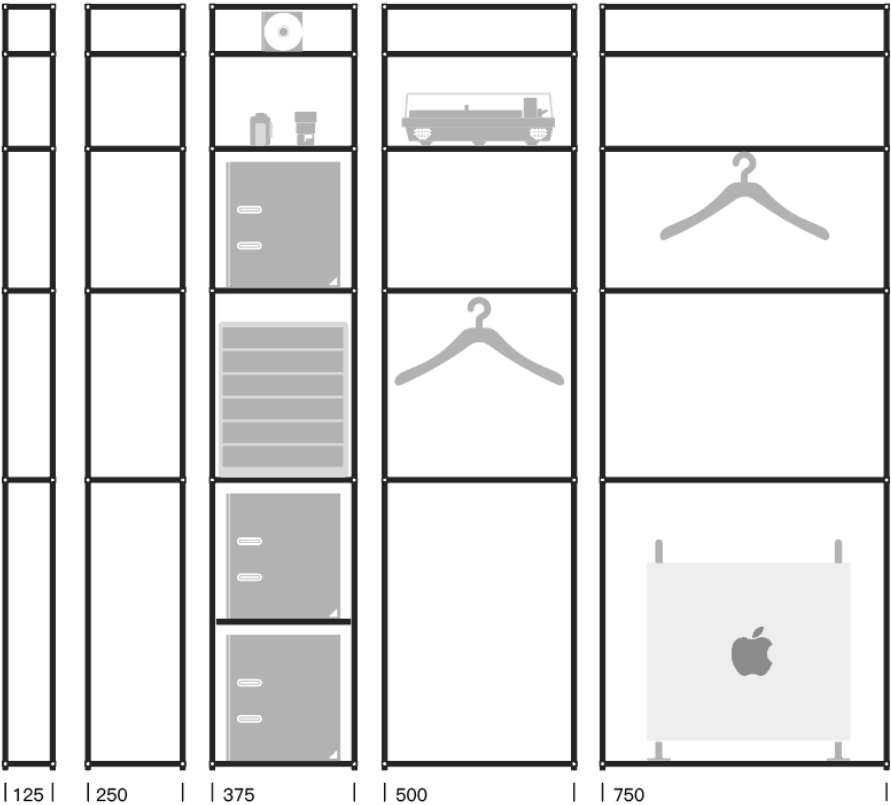
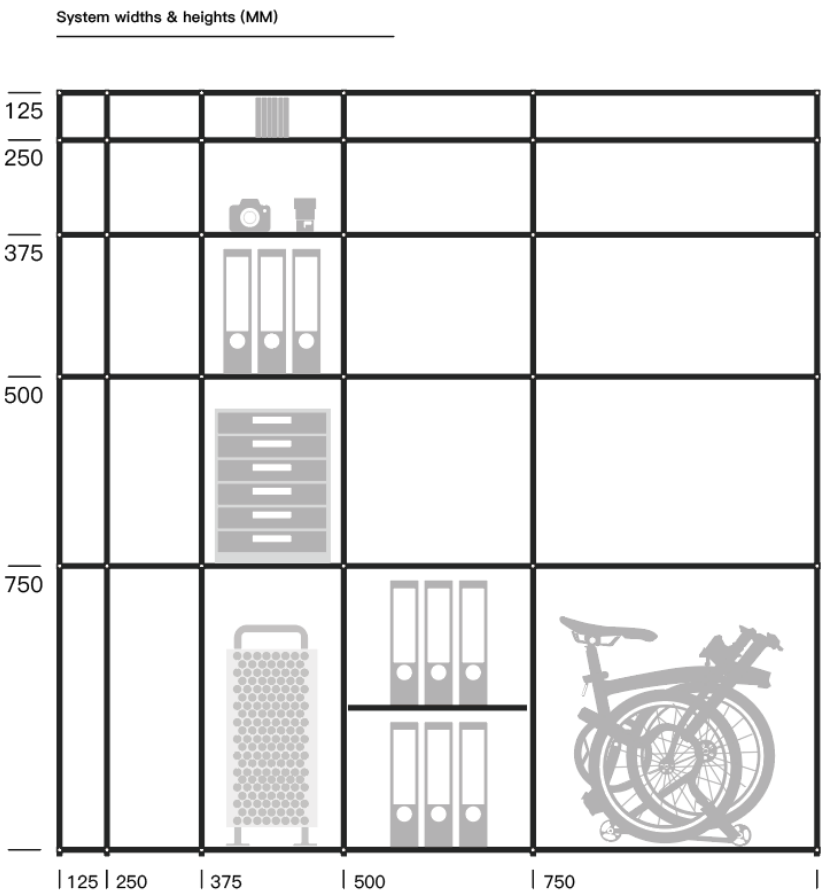
在Acroplay，我们不仅是家具制造商，更是变革性空间的创造者。我们深知环境的力量——它如何塑造体验、影响行为并驱动成功。正因如此，我们致力于打造重新构想空间、提升体验的模块化家具解决方案。我们的使命是彻底改变您对家具的认知。通过运用模块化、创新和卓越设计的原则，我们助力企业释放其全部潜力。无论您是新兴初创企业、蓬勃发展的咖啡店还是繁忙的办公室，Acroplay都致力于助推您的成长，点燃您的愿景。




Acroplay 的模块化系统采用铝制立方体和分段连接件，辅以铝管和磁吸接口，实现灵活的框架组装。巧妙设计的面板只需轻轻一按即可安装，既稳固承重，又同样方便拆卸。

Acroplay's modular system utilizes aluminum cubes and segmented connectors, complemented by aluminum tubes and magnetic coupling for flexible framework assembly. Ingeniously designed panels snap into place with a gentle press, providing sturdy support while remaining just as easy to remove.

The system grid / 框架尺寸



The panel modules / 面板尺寸



组件 (COMPONENT)

尺寸 (MEASUREMENTS)

内部尺寸 (INNER DIMENSIONS)

承重能力 (CAPACITY)

注释 (NOTES)

双层抽屉
DOUBLE -LAYER DRAWER

Technical drawing of the 'Cubo' storage unit showing dimensions: 37.5-50-75cm (height, depth, width) and 37.5cm (height of the open drawer).

Technical drawing of a rectangular box. The height is labeled as 11 cm. The length is labeled as 45.5 cm. The width is labeled as 36.1-48.6-73.6 cm, indicating a range of possible widths.

顶部和内部隔层容器
top and internal compartment container

37.5cm	50cm
15 kg	20kg

✂ 可根据要求，在柜体背面开设线孔。

A cable hole placed on the back of the cabinet is available on request.

单层抽屉
SINGLE-LAYER DRAWER

Technical drawing of the open cabinet showing dimensions: width 37.5-50-75cm, height 25-37.5cm, and depth 50cm.

A 3D perspective drawing of a rectangular box. The height is labeled as 19.5cm. The width of the front face is labeled as 45.5cm. The depth of the box is indicated by a dashed line and labeled with the range 36.1-48.6-73.6cm.

顶部和内部隔层容器
top and internal compartment container

37.5cm	50cm	75cm
15kg	20kg	35kg

桦木多层板内置抽屉。
Birch plywood inner drawer.

⚠ 规格说明
SPECIFIES
抽屉拉伸深度:
36厘米深款: 29厘米
Extraction of drawers:
Prof. 36 cm: 29 cm

双开门
DOUBLE DOOR

Technical drawing of a three-door cabinet. The dimensions are indicated as follows:

- Top width: 25-37.5-50-75 cm
- Left height: 37.5-50-75 cm
- Bottom depth: 12.5-25-37.5-50-75 cm

Technical drawing of a rectangular box with dimensions and assembly instructions:

- Height: 36.1-48.6-73.6cm
- Width: 11.1-23.6-36.1-48.6-73.6cm
- Depth: 23.6-36.1-48.6-73.6cm

顶部和内部隔层容器
top and internal compartment container

25cm	37.5cm	50cm	75cm
10kg	15kg	20kg	35kg

翻门与吊柜开门距离:
35 cm
Opening flap and wall unit:
35 cm

4 安装定位 POSITION

柜体必须嵌入两个架板之间安装。

The containers must be inserted between two shelves.

下翻门
DROP-DOWN DOOR

37.5-50-75cm

25-37.5cm

12.5-25-37.5-50-75cm

Technical drawing of a rectangular box. The dimensions are labeled as follows: height is 23.6-36.1 cm, width is 11.1-23.6-36.1 cm, and depth is 48.6-73.6 cm. The box is shown in a perspective view with dashed lines indicating internal structure.

顶部和内部隔层容器
top and internal compartment container

37.5cm	50cm	75cm
15kg	20kg	35kg

组件 (COMPONENT)	尺寸 (MEASUREMENTS) <small>*从球头中心到球头中心 (from the center of the ball head to the center of the ball head)</small>	内部尺寸 (INNER DIMENSIONS)	承重能力 (CAPACITY)	注释 (NOTES)
----------------	---	-------------------------	-----------------	------------

开放柜门
OPEN SHELF

12.5-25-37
.5-50-75cm

12.5-25-37
.5-50-75cm

12.5-25-37
.5-50-75cm

11.1-23.6-36.1-
48.6-73.6cm

11.1-23.6-36.1-
48.6-73.6cm

11.1-23.6-36.1-
48.6-73.6cm

顶部和内部隔层容器
top and internal compartment container

12.5cm	25cm	37.5cm	50cm	75cm
5kg	10kg	15kg	20kg	35kg

✂

可根据要求，在柜体背面
开设线孔。

A cable hole placed on the
back of the cabinet is
available on request.

填充柜
FILLER CABINET

12.5-25-37
.5-50-75cm

12.5-25-37
.5-50-75cm

12.5-25-37
.5-50-75cm

11.1-23.6-36.1-
48.6-73.6cm

11.1-23.6-36.1-
48.6-73.6cm

11.1-23.6-36.1-
48.6-73.6cm

顶部和内部隔层容器
top and internal compartment container

12.5cm	25cm	37.5cm	50cm	75cm
5kg	10kg	15kg	20kg	35kg

规格说明
SPECIFIES

抽屉拉伸深度:
36厘米深款: 29厘米
Extraction of drawers:
Prof. 36 cm: 29 cm

移门
SLIDE DOOR

12.5-25-37.5
-50-75cm

25-37.5-50-75cm

50cm

11.1-23.6-36.1-
48.6-73.6cm

23.6-36.1-48.6-
73.6cm

48.6cm

顶部和内部隔层容器
top and internal compartment container

12.5cm	25cm	37.5cm	50cm	75cm
5kg	10kg	15kg	20kg	35kg


翻门与吊柜开门距离:
35 cm
Opening flap and wall unit:
35 cm

安装定位
POSITION

柜体必须嵌入两个架板之间安装。
The containers must be inserted between
two shelves.

表面处理
Finishes

Metal Frame



Matt Panel



Glass

